

**CITY OF BLUE RIDGE
SPECIAL SESSION AGENDA
SEPTEMBER 7, 2021, 7:00 P.M.
Blue Ridge Community Center
200 W. Tilton Street**

THE BLUE RIDGE CITY COUNCIL WILL MEET IN SPECIAL SESSION AT 7:00 P.M. ON TUESDAY, SEPTEMBER 7, 2021, AT THE BLUE RIDGE COMMUNITY CENTER, LOCATED AT 200 W. TILTON, BLUE RIDGE, TEXAS WITH THE FOLLOWING ITEMS ON THE AGENDA FOR CONSIDERATION AND/OR ACTION.

1. Call to order, Roll Call
2. First Public Hearing to receive public comments, and discuss a request to replat a Preliminary Plat known as Heritage Grove Addition, an addition located at the southwest corner of State Highway 78 and Ridgeway Street, also known as Abstract A0557 M Mowery Survey, Sheet 2, Tract 181, containing 2.744 acres; and Abstract A0557 M Mowery Survey, Sheet 2, Tract 121, containing 14.03 acres, replatting into 52 lots with 4 out lots; and also located within the incorporated limits of the City of Blue Ridge.
3. Adjournment.

Certified this the 3rd day of September, 2021.



Rhonda Williams
Mayor, City of Blue Ridge

The City Council reserves the right to adjourn into Executive Session at any time during the course of this meeting to discuss any matters listed on the agenda, as authorized by the Texas Government Code including, Sections: 551.071 (Consultation with Attorney), 551.072 (Deliberations about Real Property), 551.073 (Deliberations about Gifts and Donations), 551.074 (Personnel Matters), 551.076 (Deliberations about Security Devices), 551.087 (Economic Development), 418.183 (Deliberations about Homeland Security Issues) and as authorized by the Texas Tax Code including, but not limited to, Section 321.3022 (Sales Tax Information)

This facility is wheelchair accessible. Request for accommodations or sign interpretative services must be made 48 hours prior to this meeting. Please contact the city secretary's office at 972-752-5791 for further information.

I, the undersigned authority, do hereby certify that this notice was posted in the regular posting place of the City Hall building for Blue Ridge, Texas, in a place and manner convenient and readily accessible to the general public at all times, and said Notice was posted September 3, 2021 by 5:00P.M. and remained so posted continuously at least 72 hours proceeding the scheduled time of said meeting.



Edie Sims, City Secretary



**LEGAL NOTICE
PUBLIC HEARING**

A First Public Hearing of the City of Blue Ridge City Council for Tuesday, September 7, 2021 at 7:00pm at the Blue Ridge Community Center located at 200 W. Tilton to receive public comments and to hear the request for a Preliminary Plat known as Heritage Grove Addition, an addition located at the southwest corner of State Highway 78 and Ridgeway Street, also known as Abstract A0557 M Mowery Survey, Sheet 2, Tract 181, containing 2.744 acres; and Abstract A0557 M Mowery Survey, Sheet 2, Tract 121, containing 14.03 acres, replatting into 52 lots with 4 out lots; and also located within the incorporated limits of the City of Blue Ridge.

This hearing is open to any interested persons. Opinions, objections and/or comments relative to this matter may be expressed in writing or in person at the hearing.

~~~~~  
A Second Public Hearing of the City of Blue Ridge City Council for Tuesday, September 7, 2021 at 7:05pm (or immediately after the conclusion of the first Public Hearing) at the Blue Ridge Community Center located at 200 W. Tilton to receive public comments and to hear the request for a Preliminary Plat known as Heritage Grove Addition, an addition located at the southwest corner of State Highway 78 and Ridgeway Street, also known as Abstract A0557 M Mowery Survey, Sheet 2, Tract 181, containing 2.744 acres; and Abstract A0557 M Mowery Survey, Sheet 2, Tract 121, containing 14.03 acres, replatting into 52 lots with 4 out lots; and also located within the incorporated limits of the City of Blue Ridge.

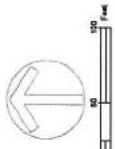
This hearing is open to any interested persons. Opinions, objections and/or comments relative to this matter may be expressed in writing or in person at the hearing.












**DRAINAGE AREA MAP CALCULATIONS (UNDEVELOPED)**

| NUMBER | AREA AC. | AREA MIN. | AREA MAX. | AREA C.I.T.S. |
|--------|----------|-----------|-----------|---------------|
| A      | 1.06     | 0.30      | 0.35      | 0.19          |
| B      | 1.06     | 0.30      | 0.35      | 0.19          |
| C      | 3.03     | 0.50      | 0.55      | 0.27          |
| D      | 3.03     | 0.50      | 0.55      | 0.27          |
| E      | 5.34     | 0.50      | 0.55      | 0.27          |
| F      | 10.25    | 0.50      | 0.55      | 0.27          |

**COMPOSITE C DRAINAGE AREA 'E' & 'F'**

| AREA        | AREA AC.     | CA   |
|-------------|--------------|------|
| PAVED       | 5.34         | 0.54 |
| UNDEVELOPED | 20.19        | 0.38 |
| <b>CE</b>   | <b>25.53</b> |      |



**PRELIMINARY EXISTING DRAINAGE PLAN**

PRELIMINARY PLAT FOR 42 RESIDENTIAL LOTS & 4 X LOTS ADDITION HERITAGE GROVE BEING A 16.80 ACRE OF LAND IN THE M. MOWERY SURVEY, ABS 557 & NATHAN MITCHELL SURVEY, ABS 639 CITY OF BLUE RIDGE, COLLIN COUNTY, TEXAS

Stonehollow Homes  
11031 E. S  
Dallas, TX 75244  
214-343-1111

CCM Engineering  
25174 42nd Ave SW  
Maple Valley, WA 98149  
206-261-8800

PRELIMINARY PLAT FOR REVIEW PURPOSES ONLY





**CITY OF BLUE RIDGE  
REGULAR SESSION AGENDA  
SEPTEMBER 7, 2021, 7:00 P.M. ①  
Blue Ridge Community Center  
200 W. Tilton Street**

THE BLUE RIDGE CITY COUNCIL WILL MEET IN REGULAR SESSION AT 7:00 P.M. ON TUESDAY, SEPTEMBER 7, 2021, AT THE BLUE RIDGE COMMUNITY CENTER, LOCATED AT 200 W. TILTON, BLUE RIDGE, TEXAS WITH THE FOLLOWING ITEMS ON THE AGENDA FOR CONSIDERATION AND/OR ACTION.

1. Call to order, Roll Call
2. Prayer and Pledges of Allegiance
3. Public Comment: This is an opportunity for the public to address the Council on any matter included on the agenda, except public hearings. Comments related to public hearings will be heard when the specific hearing begins. Public comments are limited to three (3) minutes per speaker, unless the speaker requires the assistance of a translator, in which case the speaker is limited to six (6) minutes, in accordance with applicable law. To address the Council, speakers MUST complete a Speaker Form and provide it to the City Secretary PRIOR to the start of the meeting. Each speaker shall approach the front of the Council and state his/her name and street address before speaking. Speakers shall address the Council with civility that is conducive to appropriate public discussion. The public cannot speak from the gallery but only from the front of the Council. Per the Texas Open Meetings Act, the Council is not permitted to take action on or discuss any item not listed on the agenda. The Council may: (1) make a statement of fact regarding the item; (2) make a recitation of existing policy; or (3) propose the item be placed on a future agenda, in accordance with Council procedures.
4. Proclamation for Constitution Week, September 17 – 23, 2021
5. Consent Agenda (All matters listed under the Consent Agenda for discussion and possible actions are considered to be routine by the City Council and require little or no deliberation. There will not be a separate discussion of these items and the Consent Agenda items will be enacted by one vote. If a Council Member expresses a desire to discuss a matter listed on the Consent Agenda, the item will be considered separately).
  - a. Discuss, approve or disapprove the minutes from Regular Session held July 6, 2021 and Regular Session held August 3, 2021; and Special Session held August 17, 2021
  - b. Public Works Update;
  - c. City Financial Report;
  - d. Fire Department Report;
  - e. Animal Control Report
6. Second Public Hearing to consider, discuss and act upon a Preliminary Plat known as Heritage Grove Addition, an addition located at the southwest corner of State Highway 78 and Ridgeway Street, also known as Abstract A0557 M Mowery Survey, Sheet 2, Tract 181, containing 2.744 acres; and Abstract A0557 M Mowery Survey, Sheet 2, Tract 121, containing 14.03 acres, replatting into 52 lots with 4 out lots; and also located within the incorporated limits of the City of Blue Ridge.
6. Consider, discuss and act upon approving the Community Development Corporation Proposed Budget for Fiscal Year 2021-2022



7. Consider, discuss and act upon approving the Economic Development Corporation Proposed Budget for Fiscal Year 2021-2022.
8. Consider, discuss and act upon Ordinance 2021-0907-001 to adopt the budget for Fiscal Year 2021-2022
9. Consider, discuss and act upon Ordinance 2021-0907-002 to adopt the Tax Rate for Fiscal Year 2021-2022
10. Consider, discuss and act upon Ordinance 2021-0907-003 to adopt the 2021 Tax Appraisal Roll
11. Consider, discuss and act upon Ordinance 2021-0907-004 adopting the Subdivision Ordinance and revoking any prior Subdivision Ordinances and Regulations
12. Consider, discuss and act upon the 2021 Board of Trustees election for TML Benefits Pool
13. Discussion of placing items on future agendas
14. Adjournment.

Certified this the 3<sup>rd</sup> day of September, 2021.



Rhonda Williams  
Mayor, City of Blue Ridge

*The City Council reserves the right to adjourn into Executive Session at any time during the course of this meeting to discuss any matters listed on the agenda, as authorized by the Texas Government Code including, Sections: 551.071 (Consultation with Attorney), 551.072 (Deliberations about Real Property), 551.073 (Deliberations about Gifts and Donations), 551.074 (Personnel Matters), 551.076 (Deliberations about Security Devices), 551.087 (Economic Development), 418.183 (Deliberations about Homeland Security Issues) and as authorized by the Texas Tax Code including, but not limited to, Section 321.3022 ( Sales Tax Information)*

*This facility is wheelchair accessible. Request for accommodations or sign interpretative services must be made 48 hours prior to this meeting. Please contact the city secretary's office at 972-752-5791 for further information.*

I, the undersigned authority, do hereby certify that this notice was posted in the regular posting place of the City Hall building for Blue Ridge, Texas, in a place and manner convenient and readily accessible to the general public at all times, and said Notice was posted September 3, 2021 by 5:00P.M. and remained so posted continuously at least 72 hours proceeding the scheduled time of said meeting.



Edie Sims, City Secretary



# A PROCLAMATION

## CONSTITUTION WEEK

### September 17 – 23, 2021

WHEREAS, The Constitution of the United States of America, the guardian of our liberties, embodies the principles of limited government in a Republic dedicated to the rule by law; and

WHEREAS, On September 17, 2021 and the week following, we celebrate the 234th Anniversary of the 1787 Constitutional Convention; and at this convention, the world's oldest written constitution was drafted by the United States, thus outlining the fundamental principles by which our nation is governed; and

WHEREAS, Our Constitution established six basic governing principles for society. These include popular sovereignty, the rule of law, federalism, judicial review, individual rights, and separation of powers through a system of checks and balances; and

WHEREAS, The Constitution ensures the distribution of functions and responsibilities among three separate branches and a system of checks and balances to calibrate those powers, ultimately ensuring the protection of individual rights and liberties; and

WHEREAS, Constitution Week provides an opportunity for all citizens to learn of the United States historic role and how our nation was founded; now

THEREFORE, I, RHONDA WILLIAMS, Mayor of the City of Blue Ridge, do hereby proclaim September 17-23, 2021, as CONSTITUTION WEEK and September 17, 2021 as CONSTITUTION DAY in Blue Ridge, Texas.

In witness thereof, I have hereunto set my hand and caused the Seal of the City of Blue Ridge to be affixed this 7th day of September in the year of our Lord, Two Thousand and Twenty-One.

---

Rhonda Williams, Mayor



CITY OF BLUE RIDGE  
CITY COUNCIL MINUTES  
JULY 6, 2021

THE BLUE RIDGE CITY COUNCIL MET IN REGULAR SESSION AT 7:00 P.M. ON TUESDAY, JULY 6, 2021 AT THE BLUE RIDGE COMMUNITY CENTER, LOCATED AT 200 W. TILTON, BLUE RIDGE, TEXAS 75424 AT 7:00 P.M. WITH THE FOLLOWING ITEMS ON THE AGENDA FOR CONSIDERATION AND/OR ACTION.

1. Mayor Williams called the meeting to order at 7:00 p.m. and called roll with the following members present: Mayor Rhonda Williams, Christina Porath, Keith Chitwood and Colby Collinsworth.
2. Prayer and Pledges of Allegiance  
Edie Sims offered the prayer and lead the Pledge of Allegiance to the American and Texas Flags.
3. Announcements relating to items of public interest: Bratcher Park has new playground equipment!! A budget meeting is scheduled for July 20<sup>th</sup>. Rodeo Tickets will be provided to the City Council prior to the Rodeo.
4. Public Comment  
No one signed up or spoke at this time.
5. Consent Agenda: a) Discuss, approve or disapprove the minutes from Regular Session held June 1, 2021, and two Special Sessions held June 15, 2021; b) Public Works Update; c) City Financial Report; d) Fire Department Report; and e) Animal Control Report  
Christina Porath motioned to approve the Consent Agenda as presented with Colby Collinsworth seconding the motion. Motion carried unanimously.
6. Consider, discuss and act upon a late fee issue/concern by the McPherson's at 213 High Ridge  
Cathy Sproles, Utility Clerk, came before Council to offer information regarding an issue/concern expressed by the McPherson household regarding a late fee. The McPherson's April bill was due, as every month, on the 15<sup>th</sup> of the following month (May 15<sup>th</sup>). During this particular time, many customers stated they did not receive their bill thru the mail. Late fees were added at 5pm on May 16<sup>th</sup> (as is the policy from one year ago due to our new utility billing system. The other customers who received a late fee have paid said fee without incident. The option to come before the Council was given to the McPherson's as City Hall's policy is very clear, if not paid by 5pm on the 15<sup>th</sup> of each month, a late fee is added. By the time of the Council meeting, the McPherson's have paid the bill including the late fees. With no further issues, Christina Porath motioned to take no action with Colby Collinsworth seconding the motion. Motion carried unanimously.
7. Consider, discuss and act upon Resolution #2021-0706-001 awarding the professional services for product and installation of the Automated Meter Reading Infrastructure Project  
Christina Porath motioned to approve the Resolution as presented awarding the services for the Automated Meter Reading Infrastructure Project to Winsupply of Cooke County providing Zenner products with Colby Collinsworth seconding the motion. Motion carried unanimously.



8. Consider, discuss and act upon Resolution 2021-0706-002 for funding the remainder of the Automated Meter Reading Infrastructure Project with Government Capital

With the City receiving \$75,000 grant funds thru the WaterSmart program, the remainder of the project is being requested to be funded by Government Capital. The main portion of the project for the meters and full installation was \$150,000; however other incidentals including software thru Central Square, and any connectivity issues would need to be considered. Therefore, staff is requesting an additional \$15,000 to cover all costs included for the AMR Infrastructure Project. This would bring the total loan amount to \$90,000 with a contract for 5 years at 3.131% interest. The first payment will not be due until one year after issuance. This will allow funds to accrue from the AMR infrastructure which will pay for itself.

Christina Porath motioned to approve the Resolution with a 5-year term loan with Keith Chitwood seconding the motion. Motion carried unanimously.

9. Consider, discuss and act upon interest by a City Councilmember to serve on the Board of Trustees for TML Health Benefits Pool

No member of the Council expressed an interest in serving. No action taken.

10. EXECUTIVE SESSION – In accordance with Texas Government Code, Section 551.001, et seq, the City Council will recess into Executive Session (closed meeting) to discuss the following: a. §551.071(2): Consultation with the City Attorney regarding pending or contemplated litigation, Fran Rappold and Olga Rappold, Individually and as Next Friend of Kelly Rappold, a minor child, and of Frank Rappold, Jr., a minor child, and Linda Rappold v. the City of Blue Ridge; b. §551.071(2): Consultation with the City Attorney regarding pending or contemplated litigation, Blue Ridge v. Flotrend, Inc. and Wasser Logistics Holdings, LLC; and c. §551.074(1): To deliberate the appointment, employment, evaluation, reassignment, duties, discipline, or dismissal of a public officer or employee – Public Works Employee Curtis Henderson

Council went into Executive Session at 7:24pm.

11. RECONVENE INTO OPEN SESSION – In accordance with Texas Government Code, Chapter 551, the City Council will reconvene into Open Session to consider action, if any, on matters discussed in Executive Session

Council reconvened into Open Session at 8:24pm. No action was taken.

12. Update on projects and grants

City Funds have funded one street project on East Lamm. Surfacing is 95% completed by Collin County Public Works. Collin County Public Works will return in October and lay a sealant on East Lamm. Jared Webb will be completing a culvert for a resident at 403 E Lamm. Total cost for the entire project was \$35,335.34.

A second City funded project will be on South Main Street to include water/sewer and street improvements. The pipe necessary for the wastewater has been purchased due to high prices which saved approximately \$8,000. We are waiting on a contractor (Glenn Cashon) to schedule this project. Mr. Cashon has all the proper licensing and equipment to complete the project.

Grant Funded Projects: CDBG Sewer Grant (Baker, North Church, Dunn, Davis & Richardson Streets) began on Baker Street by Luther Kennon's building behind the EDC building. The project is now on North Church – sections are impassable to thru traffic for now. About 60' from final manhole on North Church. This would bring the project to 50% completion. The Contractor will circle back to Dunn and Davis and rehab that area with Richardson being last. This includes sewer and streets.

Automated Meter Reading Grant: Council awarding bid 07/06/2021. Once contracting is completed, the installers are expected to meet with City employees for a pre-project meeting.

Downtown Grant: Project is with engineering for final drawings to Texas Department of Agriculture for approval before next steps.

Parks Grant: Bratcher Park new equipment completed. Collin County Open Space grant was declined – needs are greater than their funding. Researching timeline for Texas Parks and Wildlife grants to fund clearing and lake functionality.

13. Discussion of placing items on future agendas: No items were requested.

14. Adjournment

Christina Porath motioned to adjourn with Keith Chitwood seconding the motion. Council adjourned at 8:30pm.

APPROVED:

ATTEST:

\_\_\_\_\_  
Rhonda Williams, Mayor

\_\_\_\_\_  
Edie Sims, City Secretary



CITY OF BLUE RIDGE  
CITY COUNCIL MINUTES  
AUGUST 3, 2021

THE BLUE RIDGE CITY COUNCIL MET IN REGULAR SESSION AT 7:00 P.M. ON TUESDAY, AUGUST 3, 2021, AT THE BLUE RIDGE COMMUNITY CENTER, LOCATED AT 200 W. TILTON, BLUE RIDGE, TEXAS 75424 AT 7:00 P.M. WITH THE FOLLOWING ITEMS ON THE AGENDA FOR CONSIDERATION AND/OR ACTION.

1. Mayor Williams called the meeting to order at 7:00 p.m. and called roll with the following members present: Mayor Rhonda Williams, Christina Porath, Keith Chitwood and Colby Collinsworth.
2. Prayer and Pledges of Allegiance  
Edie Sims offered the prayer and lead the Pledge of Allegiance to the American and Texas Flags.
3. Announcements relating to items of public interest: The City has applied for American Rescue Plan Act (ARPA) and we have been approved for \$234,000 which will be used to attain a SCADA system and improve roads
4. Public Comment  
No one signed up or spoke at this time.
5. Consent Agenda: a) Discuss, approve or disapprove the minutes from Regular Session held July 6, 2021, and Special Session held July 20, 2021; b) Public Works Update; c) City Financial Report; d) Fire Department Report; and e) Animal Control Report  
Minutes for July 6, 2021 are not prepared. The City did not receive an Animal Control report for this month at time of Council meeting. Christina Porath motioned to approve the Consent Agenda with the named exceptions as presented with Colby Collinsworth seconding the motion. Motion carried unanimously.
6. Consider, discuss and act upon Resolution 2021-0803-00 approving a negotiated settlement between the Atmos Cities Steering Committee and Atmos Energy Corp regarding the 2021 Rate Review Mechanism Filing  
John Manganilla was present representing Atmos Energy. Christina Porath motioned to approve the Resolution as presented with Keith Chitwood seconding the motion. Motion carried unanimously.
7. Consider, discuss and act upon all matters incident and related to the issuance of sale of "City of Blue Ridge, Texas, General Obligation Refunding Bonds, Series 2021," including the adoption of an ordinance authorizing the issuance of such bonds  
Adam Lancarte, with Hilltop Securities, presented the ordinance which allows the refinancing of the USDA loans which saves the City \$400,000 in interest and cuts the loan by 7 years. Christina Porath motioned to approve the Ordinance as presented with Colby Collinsworth seconding the motion. Motion carried unanimously.
8. Receive update regarding Wastewater Treatment Plant Operator  
After the wastewater position being abandoned, Patterson Water Group was hired to fulfill the needs of the operator for the Plant. Patterson hires multiple individuals and they operate multiple cities both for water and wastewater. A gentleman named Gary will be our designated operator. The cost will also include their insurance, licensing, vehicle and ongoing employment costs. Council was pleased with the contract. No action was taken by Council.



9. Workshop: Subdivision Regulation Ordinance

Nolan Harvey, Engineer with EST, came before the Council to discuss changes to upgrade the 1998 Subdivision Regulations for the City of Blue Ridge. The upgrades will allow future growth while not impacting the existing residents to fund the infrastructure for new developments. The Subdivision Ordinance has been submitted to the City's Attorney for review and the plan is to present a completed ordinance to the Council for adoption on September 7<sup>th</sup>.

10. EXECUTIVE SESSION – In accordance with Texas Government Code, Section 551.001, et seq, the City Council will recess into Executive Session (closed meeting) to discuss the following: a. §551.072: Property donation

Council went into Executive Session at 7:51pm.

11. RECONVENE INTO OPEN SESSION – In accordance with Texas Government Code, Chapter 551, the City Council will reconvene into Open Session to consider action, if any, on matters discussed in Executive Session

Council reconvened into Open Session at 8:26pm. No action was taken.

12. Discussion of placing items on future agendas: No items were requested.

13. Adjournment

Christina Porath motioned to adjourn with Keith Chitwood seconding the motion. Council adjourned at 8:27pm.

APPROVED:

ATTEST:

---

Rhonda Williams, Mayor

---

Eddie Sims, City Secretary

CITY OF BLUE RIDGE  
CITY COUNCIL MINUTES  
AUGUST 17, 2021

THE BLUE RIDGE CITY COUNCIL MET IN SPECIAL SESSION AT 7:00 P.M. ON TUESDAY, AUGUST 17, 2021, AT THE BLUE RIDGE COMMUNITY CENTER, LOCATED AT 200 W. TILTON, BLUE RIDGE, TEXAS 75424 AT 7:00 P.M. WITH THE FOLLOWING ITEMS ON THE AGENDA FOR CONSIDERATION AND/OR ACTION.

1. Mayor Williams called the meeting to order at 7:00 p.m. and called roll with the following members present: Mayor Rhonda Williams, Christina Porath, Keith Chitwood and Colby Collinsworth.
2. Prayer and Pledges of Allegiance  
Edie Sims offered the prayer and lead the Pledge of Allegiance to the American and Texas Flags.
3. Public Comment  
No one signed up or spoke at this time.
4. Public Hearing to receive public comment on the Proposed 2021 Property Tax Rate for the City of Blue Ridge and schedule date and time of the meeting where the vote will be held regarding the 2021 Property Tax Rate for the City of Blue Ridge  
Mayor Williams opened the Public Hearing at 7:03pm and asked those opposing the 2021 Proposed Tax Rate to come forward. With no one coming forward, Mayor Williams asked those for the 2021 Proposed Tax Rate to come forward. With no one coming forward, Mayor Williams closed the public hearing at 7:03pm.  
Council scheduled the meeting date and time where the vote will be held regarding the 2021 Property Tax Rate as August 31, 2021 at 7:00pm at the Blue Ridge Community Center 200 W. Tilton, Blue Ridge, Texas. No further action was taken by Council.
5. Consider, discuss and act upon Ordinance 2021-0817-001 amending Chapter 4 of the City of Blue Ridge's Code of Ordinances regarding Building Regulations through Construction Codes and Standards adopting the 2018 International Building, Residential, Plumbing, Fuel Gas, Existing Building, Mechanical, Energy, Property Maintenance, Fire Codes and the 2020 National Electrical Code  
The City's existing building codes are the 2012 International Editions and the 2014 National Electric Code. With the codes being upgraded to the 2018 International Editions and the 2020 National Electric Code, the City will have an ISO rating of 5 which helps keep a lower insurance rating for the entire Blue Ridge Fire District. Christina Porath motioned to approve the Ordinance as presented with Colby Collinsworth seconding the motion. Motion carried unanimously.
6. EXECUTIVE SESSION – In accordance with Texas Government Code, Section 551.001, et seq, the City Council will recess into Executive Session (closed meeting) to discuss the following: a. §551.072: Deliberations about Real Property  
Council went into Executive Session at 7:06pm.
7. RECONVENE INTO OPEN SESSION – In accordance with Texas Government Code, Chapter 551, the City Council will reconvene into Open Session to consider action, if any, on matters discussed in Executive Session  
Council reconvened into Open Session at 7:39pm. No action was taken.

8. Discussion of placing items on future agendas: No items were requested.

9. Adjournment

Christina Porath motioned to adjourn with Keith Chitwood seconding the motion. Council adjourned at 7:40pm.

APPROVED:

ATTEST:

\_\_\_\_\_  
Rhonda Williams, Mayor

\_\_\_\_\_  
Eddie Sims, City Secretary

DRAFT



## AUGUST 2021 PUBLIC WORKS REPORT

- 1.) Trimmed trees at N. Church St, W. Lamm St., and Bratcher St.
- 2.) Repaired water leak at 215 S. Bus Hwy 78.
- 3.) Trimmed trees at N. Main St., S. Main St., and N. Morrow St.
- 4.) Added rock to Roby, Pruett St., and Scott St.
- 5.) Trimmed trees on Pritchard and Stapp.
- 6.) New meter system install started on 8/31/2021.

## AUGUST 2021 WORK ORDERS

|    | A           | B          | C                  | D                                         | E                |
|----|-------------|------------|--------------------|-------------------------------------------|------------------|
| 1  | <u>DATE</u> | <u>WO#</u> | <u>ADDRESS</u>     | <u>NOTES</u>                              | <u>COMPLETED</u> |
| 2  | 8/2/2021    | 5438       | 400 Ridgeway       | deliver 1 extra tote                      | 8/2/2021         |
| 3  | 8/2/2021    | 5439       | 207 Oak            | Shut off water, read meter, p/u 1 tote    | 8/2/2021         |
| 4  | 8/5/2021    | 5440       | 212 Oak            | read meter, leave water on, leave totes   | 8/5/2021         |
| 5  | 8/5/2021    | 5441       | 212 Oak            | read meter                                | 8/5/2021         |
| 6  | 8/6/2021    | 5442       | 204 N Church       | read meter, turn water off, p/u 1 tote    | 8/13/2021        |
| 7  | 8/6/2021    | 5443       | 104 N Morrow       | deliver 1 extra tote                      | 8/6/2021         |
| 8  | 8/9/2021    | 5444       | 204 N Church       | read meter, turn water on, deliver 1 tote | 8/9/2021         |
| 9  | 8/12/2021   | 5445       | 223 E Pritchard    | read meter, turn water off, p/u 1 tote    | 8/12/2021        |
| 10 | 8/12/2021   | 5446       | 501 N Bus 78       | deliver1 extra trash tote                 | 8/13/2021        |
| 11 | 8/13/2021   | 5447       | 415 W FM 545       | replace meter box lid                     | 8/16/2021        |
| 12 | 8/17/2021   | 5448       | 501 N Bus 78       | deliver 1 extra tote                      | 8/17/2021        |
| 13 | 8/19/2021   | 5449       | Corner Oak& Willow | straighten STOP sign/facing wrong way     | 8/19/2021        |
| 14 | 8/20/2021   | 5450       | 223 E Pritchard    | read meter, turn water on, deliver 1 tote | 8/20/2021        |

**City of Blue Ridge General Fund  
Profit & Loss Budget vs. Actual  
October 2020 through September 2021**

|                                     | Oct '20 - Sep 21  | Budget            | \$ Over Budget    | % of Budget   |
|-------------------------------------|-------------------|-------------------|-------------------|---------------|
| <b>Ordinary Income/Expense</b>      |                   |                   |                   |               |
| <b>Income</b>                       |                   |                   |                   |               |
| 4510 · Court Income                 | 1,650.00          | 300.00            | 1,350.00          | 550.0%        |
| 4515 · Copies & Faxes               | 9.50              | 50.00             | -40.50            | 19.0%         |
| 4525 · Franchise Tax Income         | 42,077.69         | 45,000.00         | -2,922.31         | 93.5%         |
| 4570 · Permit & Inspection Fees     | 120,614.45        | 8,000.00          | 112,614.45        | 1,507.7%      |
| 4571 · Replat/Rezzone Fees          | 0.00              | 2,500.00          | -2,500.00         | 0.0%          |
| 4572 · Retainer Fee for Plats       | 5,634.07          |                   |                   |               |
| 4580 · Sales Tax Income             | 183,957.65        | 245,000.00        | -61,042.35        | 75.1%         |
| 4600 · Property Tax Income          | 319,093.54        | 321,551.42        | -2,457.88         | 99.2%         |
| 4899 · Misc Income                  | 53,608.13         |                   |                   |               |
| 4900 · Payroll from Revenue Account | 5,505.51          | 136,868.00        | -131,362.49       | 4.0%          |
| <b>Total Income</b>                 | <b>732,150.54</b> | <b>759,269.42</b> | <b>-27,118.88</b> | <b>96.4%</b>  |
| <b>Gross Profit</b>                 | <b>732,150.54</b> | <b>759,269.42</b> | <b>-27,118.88</b> | <b>96.4%</b>  |
| <b>Expense</b>                      |                   |                   |                   |               |
| VOID                                | 0.00              |                   |                   |               |
| 5110 · Ambulance Service            | 4,363.70          | 12,000.00         | -7,636.30         | 36.4%         |
| 5130 · Animal Control Services      | 9,960.00          | 11,000.00         | -1,040.00         | 90.5%         |
| 5140 · Bank Fees                    | 150.45            |                   |                   |               |
| 5150 · Codification                 | 0.00              | 500.00            | -500.00           | 0.0%          |
| 5160 · Contract Labor               |                   |                   |                   |               |
| 5161 · Code Enforcement             | 7,700.00          | 10,100.00         | -2,400.00         | 76.2%         |
| 5160 · Contract Labor - Other       | 34,667.00         | 6,000.00          | 28,667.00         | 577.8%        |
| <b>Total 5160 · Contract Labor</b>  | <b>42,367.00</b>  | <b>16,100.00</b>  | <b>26,267.00</b>  | <b>263.1%</b> |
| 5170 · Copies                       | 414.57            |                   |                   |               |
| 5180 · Council & Mayor Expense      | 276.12            | 500.00            | -223.88           | 55.2%         |
| 5210 · Election Expense             | 150.00            | 5,000.00          | -4,850.00         | 3.0%          |
| 5220 · Extermination Expense        | 87.68             |                   |                   |               |
| 5230 · Fuel Expense - General       | 1,530.23          | 5,200.00          | -3,669.77         | 29.4%         |
| 5231 · Fuel Expense - Fire Dept     | 3,262.48          | 3,000.00          | 262.48            | 108.7%        |
| 5236 · Court Expense                | 0.00              | 0.00              | 0.00              | 0.0%          |
| 5237 · Court - Petty Cash           | 0.00              | 200.00            | -200.00           | 0.0%          |
| 5238 · Court Payroll                | 4,200.00          | 4,800.00          | -600.00           | 87.5%         |
| 5240 · Grants                       |                   |                   |                   |               |
| 5241 · Parks Grant                  | 0.00              | 7,350.00          | -7,350.00         | 0.0%          |
| 5242 · Planning & Capacity          | 0.00              | 3,681.00          | -3,681.00         | 0.0%          |
| <b>Total 5240 · Grants</b>          | <b>0.00</b>       | <b>11,031.00</b>  | <b>-11,031.00</b> | <b>0.0%</b>   |



**City of Blue Ridge General Fund**  
**Profit & Loss Budget vs. Actual**  
 October 2020 through September 2021

2:30 PM  
 09/03/21  
 Accrual Basis

|                                                   | Oct '20 - Sep 21  | Budget            | \$ Over Budget  | % of Budget   |
|---------------------------------------------------|-------------------|-------------------|-----------------|---------------|
| 5250 · Inspection Expense                         | 6,518.10          | 9,000.00          | -2,481.90       | 72.4%         |
| 5260 · Insurance -Liab/Comp/Prop                  | 13,139.50         | 29,100.00         | -15,960.50      | 45.2%         |
| 5261 · Insurance - Fire Dept                      | 0.00              | 10,000.00         | -10,000.00      | 0.0%          |
| 5270 · Janitorial General                         | 481.53            | 500.00            | -18.47          | 96.3%         |
| 5300 · Legal & Professional Fees                  |                   |                   |                 |               |
| 5301 · Legal Notices/Publications                 | 1,649.00          | 2,500.00          | -851.00         | 66.0%         |
| 5300 · Legal & Professional Fees - Other          | 21,995.40         | 15,000.00         | 6,995.40        | 146.6%        |
| <b>Total 5300 · Legal &amp; Professional Fees</b> | <b>23,644.40</b>  | <b>17,500.00</b>  | <b>6,144.40</b> | <b>135.1%</b> |
| 5302 · Parks & Recreation                         | 7,700.00          | 1,500.00          | 6,200.00        | 513.3%        |
| 5305 · Storage Unit Rent                          | 770.00            | 660.00            | 110.00          | 116.7%        |
| 5310 · Maint. & Repair Equipment                  | 524.00            | 5,000.00          | -4,476.00       | 10.5%         |
| 5315 · Bldg Maintenance & Repair                  | 6,803.99          | 2,000.00          | 4,803.99        | 340.2%        |
| 5320 · Maint. & Repair Office Equ                 | 350.00            | 2,000.00          | -1,650.00       | 17.5%         |
| 5321 · Vehicle Maintenance & Repair               | 1,908.51          | 2,000.00          | -91.49          | 95.4%         |
| 5325 · Miscellaneous Expense                      | 205,582.91        | 0.00              | 205,582.91      | 100.0%        |
| 5330 · Mowing Expense                             | 183.95            | 0.00              | 183.95          | 100.0%        |
| 5340 · Office Supplies                            |                   |                   |                 |               |
| 5341 · Office Equipment                           | 2,905.00          | 3,000.00          | -95.00          | 96.8%         |
| 5342 · Office Expense - Cty & P. Works            | 15.98             |                   |                 |               |
| 5340 · Office Supplies - Other                    | 2,474.51          | 0.00              | 2,474.51        | 100.0%        |
| <b>Total 5340 · Office Supplies</b>               | <b>5,395.49</b>   | <b>3,000.00</b>   | <b>2,395.49</b> | <b>179.8%</b> |
| 5350 · Parts & Equipment Expense                  | 1,953.38          | 3,500.00          | -1,546.62       | 55.8%         |
| 5361 · Property Tax Expense                       | 2,672.25          | 3,500.00          | -827.75         | 76.4%         |
| 5370 · Payroll Expenses                           |                   |                   |                 |               |
| 5370.2 · EMP AD&D                                 | -18.96            |                   |                 |               |
| 5372 · Health Insurance - TML                     |                   |                   |                 |               |
| 5372.0 · Health Insurance - Company               | 9,833.46          |                   |                 |               |
| 5372 · Health Insurance - TML - Other             | 39,484.03         |                   |                 |               |
| <b>Total 5372 · Health Insurance - TML</b>        | <b>49,317.49</b>  | <b>1,020.00</b>   | <b>-540.00</b>  | <b>47.1%</b>  |
| 5373 · Longevity Pay                              | 480.00            |                   |                 |               |
| 5374 · Medicare Expenses                          | 2,046.83          |                   |                 |               |
| 5375 · TMRS                                       | 30,109.68         |                   |                 |               |
| 5376 · SS Expenses                                | 8,814.69          |                   |                 |               |
| 5377 · TWC Expenses                               | 941.77            |                   |                 |               |
| 5379 · Wages                                      | 139,053.40        | 0.00              | 139,053.40      | 100.0%        |
| 5370 · Payroll Expenses - Other                   | 83,488.76         | 309,911.39        | -226,422.63     | 26.9%         |
| <b>Total 5370 · Payroll Expenses</b>              | <b>314,233.66</b> | <b>310,931.39</b> | <b>3,302.27</b> | <b>101.1%</b> |

2:30 PM

09/03/21

Accrual Basis

## City of Blue Ridge General Fund Profit & Loss Budget vs. Actual October 2020 through September 2021

|                                            | Oct '20 - Sep 21  | Budget            | \$ Over Budget    | % of Budget   |
|--------------------------------------------|-------------------|-------------------|-------------------|---------------|
| 5380 · Postage, Freight & Shipping         | 317.24            | 500.00            | -182.76           | 63.4%         |
| 5390 · Filing Fees                         | 1,600.65          | 1,000.00          | 600.65            | 160.1%        |
| 5399 · Petty Cash                          | 9.00              | 200.00            | -191.00           | 4.5%          |
| 5450 · Returned Checks                     | 0.00              | 0.00              | 0.00              | 0.0%          |
| 5500 · Road Construction                   | 11,622.00         | 110,000.00        | -98,378.00        | 10.6%         |
| 5502 · Street Projects                     | 12,918.00         |                   |                   |               |
| 5500 · Road Construction - Other           |                   |                   |                   |               |
| <b>Total 5500 · Road Construction</b>      | <b>24,540.00</b>  | <b>110,000.00</b> | <b>-85,460.00</b> | <b>22.3%</b>  |
| 5510 · Sales Tax Expense (Trash)           | 1,974.78          |                   |                   |               |
| 5530 · Seminars - Training Courses         | 620.00            | 1,500.00          | -880.00           | 41.3%         |
| 5535 · Special Project                     | 0.00              | 2,000.00          | -2,000.00         | 0.0%          |
| 5540 · Subscriptions, Dues & Permits       | 5,524.61          | 1,000.00          | 4,524.61          | 552.5%        |
| 5700 · Trash                               | 2,898.74          | 2,500.00          | 398.74            | 115.9%        |
| 5710 · Travel/Mileage                      | 0.00              | 500.00            | -500.00           | 0.0%          |
| 5715 · Computer                            |                   |                   |                   |               |
| 5716 · Consulting Fees                     | 8,118.97          | 18,379.92         | -10,260.95        | 44.2%         |
| 5715 · Computer - Other                    | 113.12            |                   |                   |               |
| <b>Total 5715 · Computer</b>               | <b>8,232.09</b>   | <b>18,379.92</b>  | <b>-10,147.83</b> | <b>44.8%</b>  |
| 5720 · Utilities                           |                   |                   |                   |               |
| 5721 · Electric Services                   | 27,361.62         | 28,000.00         | -638.38           | 97.7%         |
| 5724 · Natural Gas Services                | 802.53            | 650.00            | 152.53            | 123.5%        |
| 5726 · Telephone Services General          | 4,172.68          | 4,800.00          | -627.32           | 86.9%         |
| <b>Total 5720 · Utilities</b>              | <b>32,336.83</b>  | <b>33,450.00</b>  | <b>-1,113.17</b>  | <b>96.7%</b>  |
| 5750 · Uniforms                            |                   |                   |                   |               |
| 5900 · Debt Service-Principal              | 975.84            | 500.00            | 475.84            | 195.2%        |
| 5901 · Loan - Equipment                    | 5,435.76          | 0.00              | 5,435.76          | 100.0%        |
| 5902 · ANB Loan - City Hall Principal      | 44,604.50         |                   |                   |               |
| 5903 · Certificate of Obligation           | 9,122.87          |                   |                   |               |
| 5900 · Debt Service-Principal - Other      | 0.00              | 41,000.00         | -41,000.00        | 0.0%          |
| <b>Total 5900 · Debt Service-Principal</b> | <b>59,163.13</b>  | <b>41,000.00</b>  | <b>18,163.13</b>  | <b>144.3%</b> |
| 5930 · Debt Service-Interest               | 0.00              | 18,619.25         | -18,619.25        | 0.0%          |
| 5950 · Capital Outlay                      | 0.00              | 58,597.86         | -58,597.86        | 0.0%          |
| 6690 · Reconciliation Discrepancies        | -4,514.00         |                   |                   |               |
| <b>Total Expense</b>                       | <b>792,302.81</b> | <b>759,269.42</b> | <b>33,033.39</b>  | <b>104.4%</b> |
| <b>Net Ordinary Income</b>                 | <b>-60,152.27</b> | <b>0.00</b>       | <b>-60,152.27</b> | <b>100.0%</b> |

2:30 PM

09/03/21

Accrual Basis

**City of Blue Ridge General Fund**  
**Profit & Loss Budget vs. Actual**  
 October 2020 through September 2021

|                        | Oct '20 - Sep 21 | Budget | \$ Over Budget | % of Budget |
|------------------------|------------------|--------|----------------|-------------|
| Other Income/Expense   |                  |        |                |             |
| Other Income           | 46.21            | 51.75  | -5.54          | 89.3%       |
| 4210 - Earned Interest | 46.21            | 51.75  | -5.54          | 89.3%       |
| Total Other Income     | 46.21            | 51.75  | -5.54          | 89.3%       |
| Net Other Income       | -60,106.06       | 51.75  | -60,157.81     | -116,147.0% |
| Net Income             |                  |        |                |             |



**City of Blue Ridge Revenue**  
**Profit & Loss Budget vs. Actual**  
 October 2020 through September 2021

2:32 PM  
 09/03/21  
 Accrual Basis

|                                       | Oct '20 - Sep 21  | Budget            | \$ Over Budget    | % of Budget   |
|---------------------------------------|-------------------|-------------------|-------------------|---------------|
| <b>Ordinary Income/Expense</b>        |                   |                   |                   |               |
| <b>Income</b>                         |                   |                   |                   |               |
| 4700 · Water Bill Income              | 357,863.06        | 235,448.53        | 122,414.53        | 152.0%        |
| 4701 · Transfer Fee                   | 0.00              | 45.00             | -45.00            | 0.0%          |
| 4702 · Sewer Charges                  | 121,261.40        | 110,000.00        | 11,261.40         | 110.2%        |
| 4703 · Late Charges                   | 13,240.99         | 22,000.00         | -8,759.01         | 60.2%         |
| 4704 · Trash Charges                  | 95,010.09         | 89,835.00         | 5,175.09          | 105.8%        |
| 4705 · Water Surcharge                | 3,834.00          | 4,500.00          | -666.00           | 85.2%         |
| 4706 · NSF Fee                        | 92.00             | 230.00            | -138.00           | 40.0%         |
| 4707 · Conservation Fee Income        | 5,004.85          | 4,500.00          | 504.85            | 111.2%        |
| 4708 · Reconnect Fees                 | 2,524.50          | 4,500.00          | -1,975.50         | 56.1%         |
| 4709 · Credit Card Fees               | 1,837.12          | 7,200.00          | -5,362.88         | 25.5%         |
| 4710 · Water Tap Fee                  | 4,650.00          | 7,750.00          | -3,100.00         | 60.0%         |
| 4711 · Sewer Tap Fee                  | 4,650.00          | 7,750.00          | -3,100.00         | 60.0%         |
| 4750 · Water Deposit                  | 6,616.20          | 9,200.00          | -2,583.80         | 71.9%         |
| 4751 · Sales Tax - Trash              | 7,604.03          | 0.00              | 7,604.03          | 100.0%        |
| 4752 · Water                          | 0.00              | 0.00              | 0.00              | 0.0%          |
| 4753 · Non Refund. Deposit Fee        | 1,064.01          | 2,500.00          | -1,435.99         | 42.6%         |
| 4799 · Miscellaneous Revenue          | 60,052.13         | 25,000.00         | 35,052.13         | 240.2%        |
| 4899 · Misc Income                    | 108,324.72        | 0.00              | 108,324.72        | 100.0%        |
| <b>Total Income</b>                   | <b>793,629.10</b> | <b>530,458.53</b> | <b>263,170.57</b> | <b>149.6%</b> |
| <b>Expense</b>                        |                   |                   |                   |               |
| 5100 · Advertising                    | 0.00              | 0.00              | 0.00              | 0.0%          |
| 5140 · Bank Fees                      | 0.00              | 0.00              | 0.00              | 0.0%          |
| 5150 · Bond Payment                   | 57,257.87         | 64,766.25         | -7,508.38         | 88.4%         |
| 5151 · Interest Expense               | 0.00              | 0.00              | 0.00              | 0.0%          |
| 5152 · Penalties                      | 0.00              | 0.00              | 0.00              | 0.0%          |
| 5160 · Contract Labor                 | 4,895.00          | 1,000.00          | 3,895.00          | 489.5%        |
| 5170 · Copies                         | 0.00              | 0.00              | 0.00              | 0.0%          |
| 5190 · Depreciation Expense           | 0.00              | 0.00              | 0.00              | 0.0%          |
| 5220 · Extermination Expense          | 0.00              | 0.00              | 0.00              | 0.0%          |
| 5229 · Finance Fee                    | 1,682.37          | 6,000.00          | -4,317.63         | 28.0%         |
| 5230 · Fuel Expense                   | 6,410.24          | 4,500.00          | 1,910.24          | 142.4%        |
| 5240 · Grants                         |                   |                   |                   |               |
| 5241 · Automated Meter Reading System | 224,608.50        | 30,000.00         | 194,608.50        | 748.7%        |
| 5242 · Sewer Grant Match              | 0.00              | 12,500.00         | -12,500.00        | 0.0%          |
| <b>Total 5240 · Grants</b>            | <b>224,608.50</b> | <b>42,500.00</b>  | <b>182,108.50</b> | <b>528.5%</b> |
| 5270 · Janitorial                     | 544.71            | 500.00            | 44.71             | 108.9%        |
| 5300 · Legal & Professional Fees      | 21,849.75         | 5,000.00          | 16,849.75         | 437.0%        |
| 5301 · Engineering Fees               | 3,168.63          | 5,000.00          | -1,831.37         | 63.4%         |
| 5310 · Maint. & Repair Equipment      | 23,843.25         | 700.00            | 23,143.25         | 3,406.2%      |
| 5320 · Maint. & Repair Office Equ     | 0.00              | 200.00            | -200.00           | 0.0%          |
| 5325 · Miscellaneous Expense          | 9,046.64          | 2,000.00          | 7,046.64          | 452.3%        |
| 5340 · Office Supplies                | 2,550.33          | 550.00            | 2,000.33          | 463.7%        |

**City of Blue Ridge Revenue  
Profit & Loss Budget vs. Actual  
October 2020 through September 2021**

|                                            | Oct '20 - Sep 21  | Budget            | \$ Over Budget   | % of Budget   |
|--------------------------------------------|-------------------|-------------------|------------------|---------------|
| 5370 · Payroll Expenses                    |                   |                   |                  |               |
| 5370.1 · Emp Life                          | 19.44             |                   |                  |               |
| 5372 · Health Insurance - TML              |                   |                   |                  |               |
| 5372.0 · Health Insurance - Company        | 2,719.87          |                   |                  |               |
| 5372 · Health Insurance - TML - Other      | 6,100.38          |                   |                  |               |
| <b>Total 5372 · Health Insurance - TML</b> | <b>8,820.25</b>   |                   |                  |               |
| 5374 · Medicare Expenses                   | 1,483.11          |                   |                  |               |
| 5375 · TMRS                                | 2,059.78          |                   |                  |               |
| 5376 · SS Expenses                         | 6,278.79          |                   |                  |               |
| 5377 · TWC Expenses                        | 166.88            |                   |                  |               |
| 5379 · Wages                               | 103,283.45        |                   |                  |               |
| 5370 · Payroll Expenses - Other            | 26,054.28         | 136,868.00        | -110,813.72      | 19.0%         |
| <b>Total 5370 · Payroll Expenses</b>       | <b>148,165.98</b> | <b>136,868.00</b> | <b>11,297.98</b> | <b>108.3%</b> |
| 5378 · Uniforms                            | 431.82            | 700.00            | -268.18          | 61.7%         |
| 5380 · Postage, Freight & Shipping         | 420.77            | 800.00            | -379.23          | 52.6%         |
| 5399 · Petty Cash                          | 0.00              | 200.00            | -200.00          | 0.0%          |
| 5400 · Refund - Water Deposits             | 2,476.10          | 2,000.00          | 476.10           | 123.8%        |
| 5450 · Returned Checks                     | 189.00            | 500.00            | -311.00          | 37.8%         |
| 5510 · Sales Tax Expense (Trash)           | 5,600.37          | 6,500.00          | -899.63          | 86.2%         |
| 5530 · Seminars - Training Courses         | 213.75            | 1,500.00          | -1,286.25        | 14.3%         |
| 5540 · Subscriptions, Dues & Permits       | 5,661.29          | 3,000.00          | 2,661.29         | 188.7%        |
| 5700 · Trash Pickup                        | 75,750.45         | 89,835.00         | -14,084.55       | 84.3%         |
| 5710 · Travel/Mileage                      | 0.00              | 600.00            | -600.00          | 0.0%          |
| 5715 · Computer                            |                   |                   |                  |               |
| 5716 · Consulting Fees                     | 8,168.52          | 12,000.00         | -3,831.48        | 68.1%         |
| 5715 · Computer - Other                    | 852.67            | 0.00              | 852.67           | 100.0%        |
| <b>Total 5715 · Computer</b>               | <b>9,021.19</b>   | <b>12,000.00</b>  | <b>-2,978.81</b> | <b>75.2%</b>  |
| 5720 · Utilities                           |                   |                   |                  |               |
| 5721 · Electric Services                   | 24,947.05         | 26,000.00         | -1,052.95        | 96.0%         |
| 5723 · Mobile Phones                       | 0.00              | 0.00              | 0.00             | 0.0%          |
| 5725 · Pagers/2-Way Radios                 | 213.68            | 468.00            | -254.32          | 45.7%         |
| 5726 · Telephone Services                  | 2,293.19          | 2,500.00          | -206.81          | 91.7%         |
| <b>Total 5720 · Utilities</b>              | <b>27,453.92</b>  | <b>28,968.00</b>  | <b>-1,514.08</b> | <b>94.8%</b>  |

**City of Blue Ridge Revenue  
Profit & Loss Budget vs. Actual  
October 2020 through September 2021**

|                                        | Oct '20 - Sep 21  | Budget            | \$ Over Budget    | % of Budget     |
|----------------------------------------|-------------------|-------------------|-------------------|-----------------|
| 5800 · Water & Sewer                   |                   |                   |                   |                 |
| 5801 · W&S Maint & Repair              | 109,181.16        | 7,000.00          | 102,181.16        | 1,559.7%        |
| 5802 · W&S Parts & Equipment           | 9,937.06          | 60,000.00         | -50,062.94        | 16.6%           |
| 5803 · W&S Testing/Samples             | 1,837.08          | 18,500.00         | -16,662.92        | 9.9%            |
| 5804 · Vehicle Maint/Repairs           | 323.61            | 4,500.00          | -4,176.39         | 7.2%            |
| 5805 · Water & Sewer - Chemicals       | 5,963.13          | 7,200.00          | -1,236.87         | 82.8%           |
| 5812 · Water & Sewer Testing & Samples | 14,763.77         |                   |                   |                 |
| <b>Total 5800 · Water &amp; Sewer</b>  | <b>142,005.81</b> | <b>97,200.00</b>  | <b>44,805.81</b>  | <b>146.1%</b>   |
| 5810 · Water Bill Expense              | 0.00              | 500.00            | -500.00           | 0.0%            |
| 5901 · Equipment Loan                  | 14,577.12         | 15,071.28         | -494.16           | 96.7%           |
| 5999 · Bad Debt Expense                | 0.00              | 1,500.00          | -1,500.00         | 0.0%            |
| 6690 · Reconciliation Discrepancies    | -1,391.02         |                   |                   |                 |
| 6700 · Capital Outlay                  | 0.00              | 0.00              | 0.00              | 0.0%            |
| <b>Total Expense</b>                   | <b>786,433.84</b> | <b>530,458.53</b> | <b>255,975.31</b> | <b>148.3%</b>   |
| <b>Net Ordinary Income</b>             | <b>7,195.26</b>   | <b>0.00</b>       | <b>7,195.26</b>   | <b>100.0%</b>   |
| Other Income/Expense                   |                   |                   |                   |                 |
| Other Income                           |                   |                   |                   |                 |
| 4210 · Earned Interest                 | 112.39            | 150.00            | -37.61            | 74.9%           |
| <b>Total Other Income</b>              | <b>112.39</b>     | <b>150.00</b>     | <b>-37.61</b>     | <b>74.9%</b>    |
| <b>Net Other Income</b>                | <b>112.39</b>     | <b>150.00</b>     | <b>-37.61</b>     | <b>74.9%</b>    |
| <b>Net Income</b>                      | <b>7,307.65</b>   | <b>150.00</b>     | <b>7,157.65</b>   | <b>4,871.8%</b> |



Kenneth L. Maun  
Tax Assessor Collector  
Collin County  
2300 Bloomdale Rd  
P.O. Box 8046  
McKinney, Texas 75070  
972- 547-5020  
Metro 424-1460 Ext.5020  
Fax 972-547-5040

August 10, 2021

Mayor Rhonda Williams  
City of Blue Ridge  
200 S. Main  
Blue Ridge, Texas 75424

Dear Mayor Williams,

Enclosed is the Monthly Collection Report for:  
The City of Blue Ridge tax collections for the month were:

July 2021  
1,575.20

Sincerely,

  
Kenneth L. Maun  
Tax Assessor Collector

Attachment

cc: Edie Sims, City Secretary

KM:jd

Kenneth L Maun  
 Tax Assessor/Collector  
 Collin County  
 P O Box 8046  
 McKinney Tx 75070

Monthly Collection Status Report  
 July 2021

City of Blue Ridge #08

|                                           | Collections<br>Month of July | Cumulative Total<br>10/1/20 thru 7/30/21 | %<br>of Collections |
|-------------------------------------------|------------------------------|------------------------------------------|---------------------|
| <b>Current Tax Year Collections</b>       |                              |                                          |                     |
| Base M&O                                  | 561.46                       | 258,246.94                               | 98.67%              |
| Base I&S                                  | 127.38                       | 56,593.12                                |                     |
| Late Rendition Penalty                    | 0.00                         | 385.17                                   |                     |
| P&I M&O                                   | 106.07                       | 1,268.49                                 |                     |
| P&I I&S                                   | 24.07                        | 285.82                                   |                     |
| P&I I&S Bond                              |                              |                                          |                     |
| Attorney Fee                              | 119.57                       | 232.66                                   |                     |
| <b>Subtotal</b>                           | <b>938.54</b>                | <b>319,012.20</b>                        | <b>99.35%</b>       |
| <b>Delinquent TaxYears Collections</b>    |                              |                                          |                     |
| Base M&O                                  | 466.71                       | 2,888.25                                 |                     |
| Base I&S                                  | 104.25                       | 606.71                                   |                     |
| Late Rendition Penalty                    | 0.00                         | 0.00                                     |                     |
| P&I M&O                                   | 151.23                       | 808.66                                   |                     |
| P&I I&S                                   | 34.04                        | 166.34                                   |                     |
| P&I I&S Bond                              |                              |                                          |                     |
| Attorney Fee                              | 113.47                       | 599.28                                   |                     |
| <b>Subtotal</b>                           | <b>869.70</b>                | <b>5,069.24</b>                          | <b>1.58%</b>        |
| <b>Combined Current &amp; Delinquent:</b> |                              |                                          |                     |
| Base M&O                                  | 1,028.16                     | 261,135.19                               |                     |
| Base I&S                                  | 231.63                       | 59,199.83                                |                     |
| Late Rendition Penalty                    | 0.00                         | 385.17                                   |                     |
| P&I M&O                                   | 257.30                       | 2,077.15                                 |                     |
| P&I I&S                                   | 58.11                        | 452.16                                   |                     |
| P&I I&S Bond                              |                              |                                          |                     |
| Attorney Fee                              | 233.04                       | 831.94                                   |                     |
| <b>Total Collections</b>                  | <b>1,808.24</b>              | <b>324,081.44</b>                        | <b>100.93%</b>      |
| <br>                                      |                              |                                          |                     |
| <b>Original 2020 Tax Levy</b>             |                              | <b>321,101.35</b>                        | <b>100.00%</b>      |

Kenneth L Maun  
 Tax Assessor/Collector  
 Collin County  
 P O Box 8046  
 McKinney Tx 75070

Cumulative Comparative Collection Status Report  
 July 2021

City of Blue Ridge #08

|                                          | Collections thru<br>July 2021 | % Collections | Collections thru<br>July 2020 | % Collections |
|------------------------------------------|-------------------------------|---------------|-------------------------------|---------------|
| <b>Current Tax Year Collections</b>      |                               |               |                               |               |
| Base M&O                                 | 316,840.06                    | 98.67%        | 300,207.56                    | 97.89%        |
| Late Renditon Penalty                    | 385.17                        |               | 126.20                        |               |
| P&I M&O                                  | 1,554.31                      |               | 1,493.06                      |               |
| Attorney Fee                             | 232.66                        |               | 20.74                         |               |
| Subtotal                                 | <u>319,012.20</u>             | 99.35%        | <u>301,847.56</u>             | 98.43%        |
| <b>Delinquent Tax Years Collections</b>  |                               |               |                               |               |
| Base M&O                                 | 3,494.96                      |               | 2,381.74                      |               |
| Late Renditon Penalty                    | 0.00                          |               | 8.63                          |               |
| P&I M&O                                  | 975.00                        |               | 647.64                        |               |
| Attorney Fee                             | 599.28                        |               | 512.37                        |               |
|                                          | 0.00                          |               | 0.00                          |               |
| Subtotal                                 | <u>5,069.24</u>               | 1.58%         | <u>3,550.38</u>               | 1.16%         |
| <b>Combined Current &amp; Delinquent</b> |                               |               |                               |               |
| Base M&O                                 | 320,335.02                    |               | 302,589.30                    |               |
| P&I M&O                                  | 2,529.31                      |               | 2,140.70                      |               |
| Late Renditon Penalty                    | 385.17                        |               | 134.83                        |               |
| Attorney Fee                             | 831.94                        |               | 533.11                        |               |
|                                          | 0.00                          |               |                               |               |
| Total Collections                        | <u>324,081.44</u>             | 100.93%       | <u>305,397.94</u>             | 99.59%        |
| Adjusted 2019 Tax Levy                   |                               |               | <u>306,667.64</u>             | 100.00%       |
| Original 2020 Tax Levy                   | <u>321,101.35</u>             | 100.00%       |                               |               |



Kenneth L Maun  
 Tax Assessor/Collector  
 Collin County  
 P O Box 8046  
 McKinney Tx 75070

Levy Outstanding Status Report  
 July 2021

City of Blue Ridge #08

|                                         | Current Tax Year | Delinquent Tax Years |
|-----------------------------------------|------------------|----------------------|
| Current Month:                          |                  |                      |
| Tax Levy Remaining as of 6/30/21        | 6,383.97         | 5,394.66             |
| Base M&O Collections                    | 688.83           | 570.96               |
| Supplement/Adjustments                  | 0.00             | 0.00                 |
| Write-off                               | 0.00             | 0.00                 |
| Remaining Levy as of 7/30/21            | <u>5,695.14</u>  | <u>4,823.70</u>      |
| Cumulative (From 10/01/20 thru 7/30/21) |                  |                      |
| Original 2020 Tax Levy (as of 10/01/20) | 321,101.35       | 8,535.27             |
| Base M&O Collections                    | 316,840.06       | 3,494.96             |
| Supplement/Adjustments                  | 1,433.85         | (216.61)             |
| Write-off                               | 0.00             | 0.00                 |
| Remaining Levy as of 7/30/21            | <u>5,695.14</u>  | <u>4,823.70</u>      |

Kenneth L Maun  
 Tax Assessor/Collector  
 Collin County  
 P O Box 8046  
 McKinney Tx 75070

Monthly Distribution Report  
 July 2021

City of Blue Ridge #08

|                                           | Distribution<br>Month of July | Distribution<br>10/1/20 thru 7/30/21 |
|-------------------------------------------|-------------------------------|--------------------------------------|
| Weekly Remittances:                       |                               |                                      |
| Week Ending 7/2/21                        | 65.48                         | 61,985.27                            |
| Week Ending 7/9/21                        | 44.06                         | 35,974.64                            |
| Week Ending 7/16/21                       | 0.00                          | 69,649.67                            |
| Week Ending 7/23/21                       | 0.00                          | 47,592.46                            |
| Week Ending 7/30/21                       | 1,465.66                      | 108,028.18                           |
| Total Weekly Remittances                  | <u>1,575.20</u>               | <u>323,230.22</u>                    |
| Overpayment from Prior Month              | 0.00                          | 0.00                                 |
| Excess Refund Remittance Repaid to Entity | 0.00                          | 0.00                                 |
| Commission Paid Delinquent Attorney       | 233.04                        | 831.94                               |
| Entity Collection Fee                     | 0.00                          | 0.00                                 |
| Judgement Interest                        | 0.00                          | 0.00                                 |
| 5% CAD Rendition Penalty                  | 0.00                          | 19.28                                |
| Total Disbursements                       | <u>1,808.24</u>               | <u>324,081.44</u>                    |
| Carryover to Next Month                   | 0.00                          | 0.00                                 |



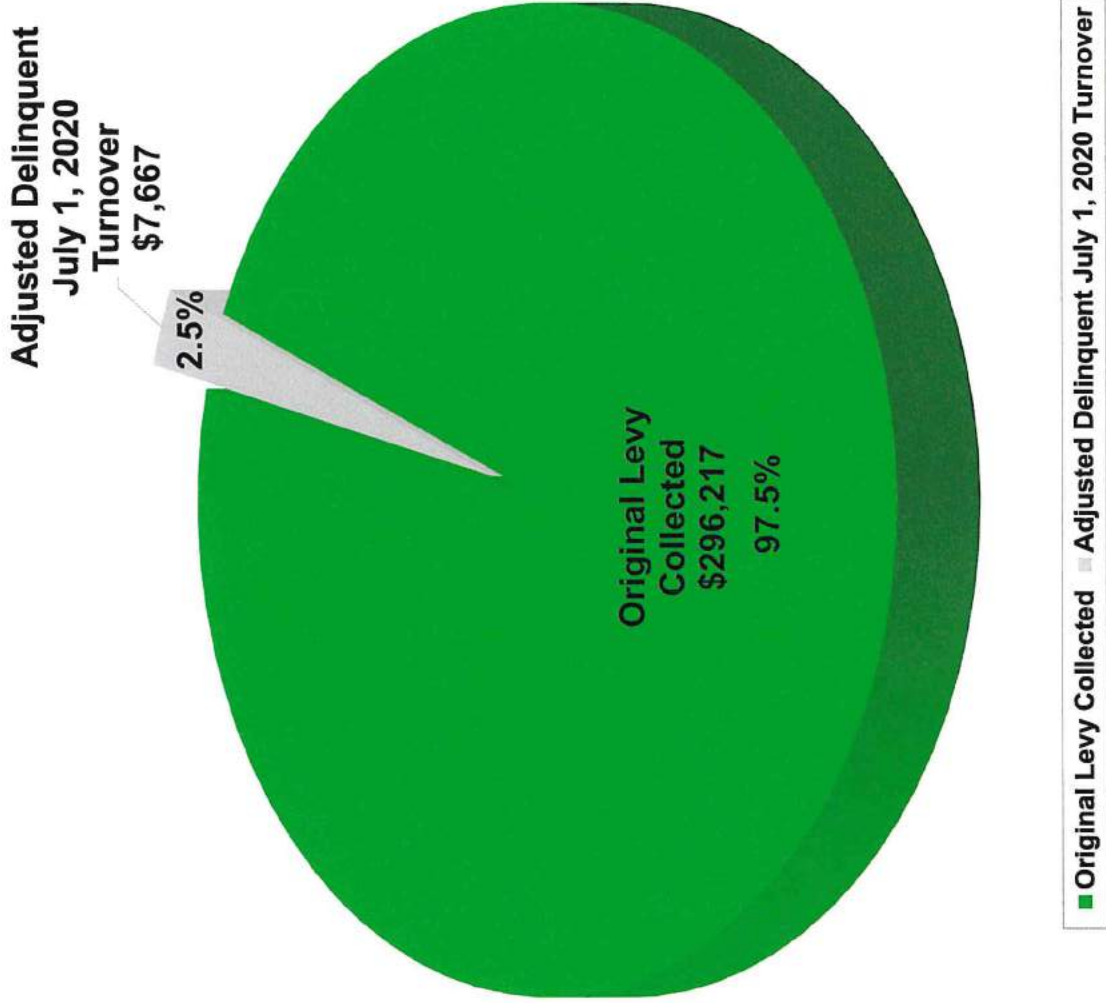
# Delinquent Tax Collection Report to the City of Blue Ridge

*Submitted by:*

**Erin Minett Hutto / Elena Fernandez  
Perdue Brandon Fielder Collins & Mott, LLP  
500 E. Border Street, Suite 640  
Arlington, Texas 76010  
817-461-3344  
[www.pbfcm.com](http://www.pbfcm.com)**



**CITY OF BLUE RIDGE**  
2019 Tax Year Analysis

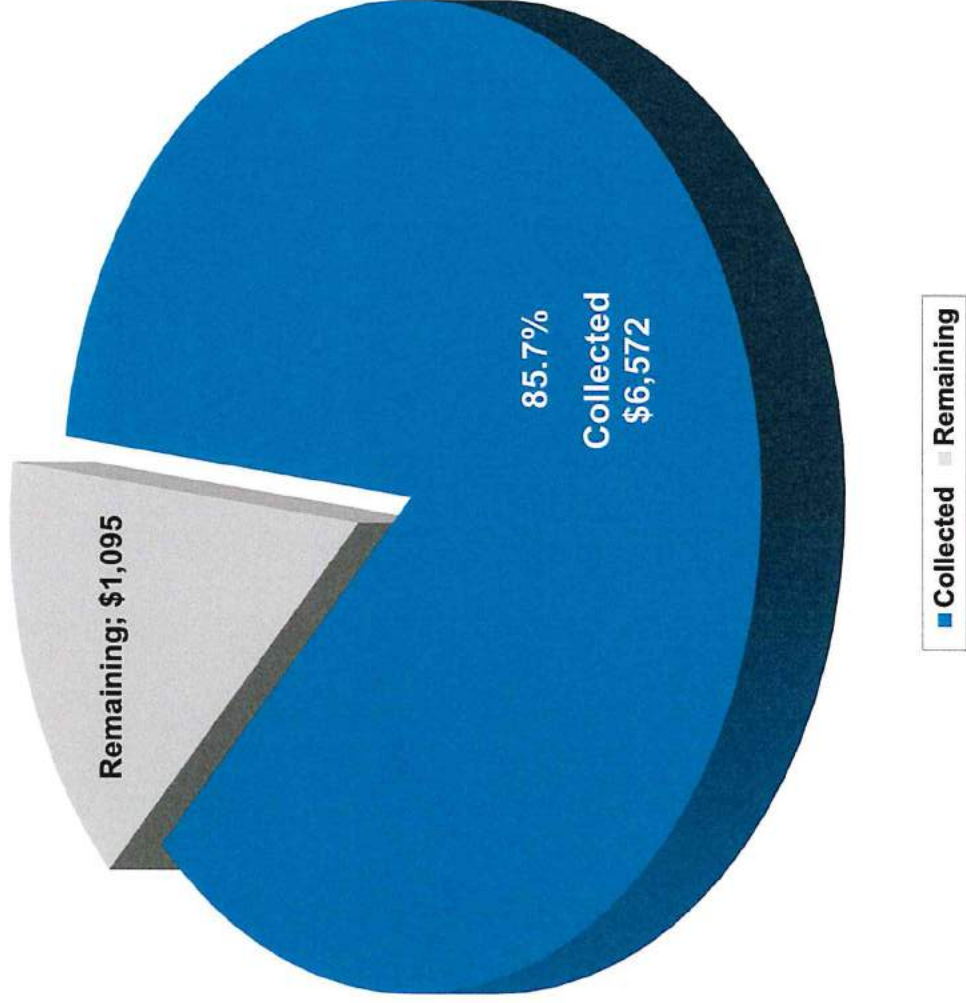


**Original 2019  
Tax Year Levy  
\$303,884**

Source: Collin County Tax Office Reports.  
Perdue, Brandon, Fielder, Collins & Mott, L.L.P.

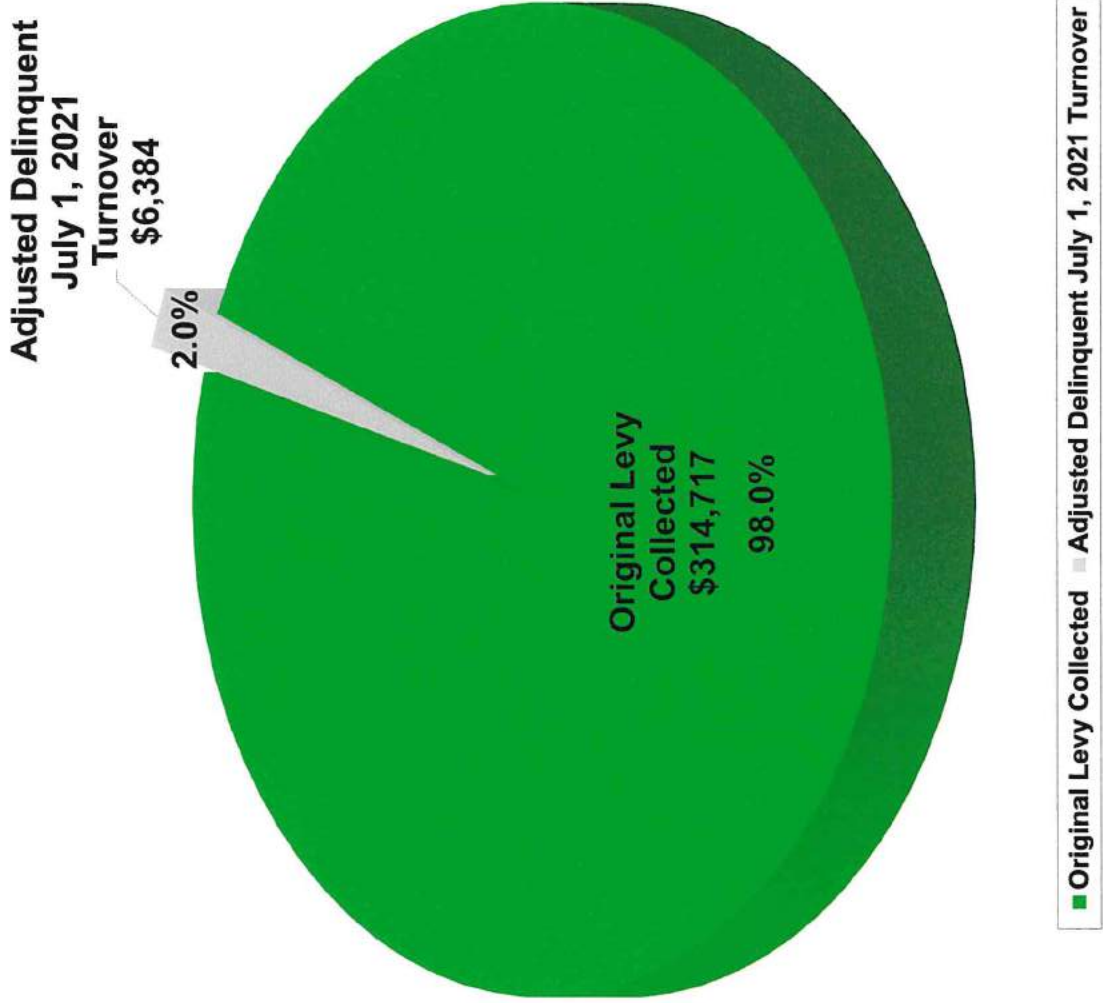
**CITY OF BLUE RIDGE**  
Delinquent Tax Collections for the 2019 Tax Year  
**Collections from 7/1/20 thru 6/30/21**

**Adjusted  
Delinquent  
July 1, 2020  
Turnover  
\$7,667**



**Source:** Collin County Tax Office Reports. Base Taxes Only - No Penalties or Interest Added. **Perdue, Brandon, Fielder, Collins & Mott, L.L.P.**

**CITY OF BLUE RIDGE**  
2020 Tax Year Analysis



Source: Collin County Tax Office Reports.  
Perdue, Brandon, Fielder, Collins & Mott, L.L.P.

The charts below contain sales tax revenue allocated each month by the Texas State Comptroller. Please contact and search the Texas Comptroller's website if you notice an incorrect amount.

For example, the February allocations reflect December sales, collected in January and allocated in February.

\*Excludes any sales tax retained by the municipality and not remitted to the Comptroller.

- View Grid Based on Fiscal Year
- View Grid With All Years

[Download to Excel](#)

**By Calendar Year**

| Year | January  | February | March    | April    | May      | June     | July     | August   | September | October  | November | December | Total     |
|------|----------|----------|----------|----------|----------|----------|----------|----------|-----------|----------|----------|----------|-----------|
| 2021 | \$24,594 | \$29,696 | \$20,292 | \$25,874 | \$29,824 | \$25,941 | \$27,336 | \$31,610 | \$0       | \$0      | \$0      | \$0      | \$215,166 |
| 2020 | \$18,516 | \$22,882 | \$18,032 | \$20,028 | \$23,840 | \$23,837 | \$22,854 | \$30,136 | \$22,486  | \$21,852 | \$26,721 | \$23,056 | \$274,240 |
| 2019 | \$14,965 | \$26,513 | \$16,084 | \$13,567 | \$19,591 | \$16,900 | \$16,587 | \$17,849 | \$17,846  | \$17,704 | \$18,763 | \$16,847 | \$213,215 |
| 2018 | \$13,137 | \$19,091 | \$12,219 | \$13,580 | \$19,502 | \$19,937 | \$17,445 | \$22,987 | \$14,110  | \$14,338 | \$17,996 | \$15,614 | \$199,954 |
| 2017 | \$15,763 | \$17,919 | \$13,277 | \$11,886 | \$16,248 | \$14,238 | \$13,124 | \$22,031 | \$23,142  | \$13,654 | \$18,552 | \$13,595 | \$193,429 |
| 2016 | \$13,043 | \$15,423 | \$12,633 | \$12,675 | \$16,640 | \$15,459 | \$13,098 | \$15,980 | \$13,237  | \$13,422 | \$16,942 | \$13,012 | \$171,564 |
| 2015 | \$10,832 | \$13,388 | \$8,437  | \$10,235 | \$13,995 | \$11,700 | \$10,528 | \$13,150 | \$11,657  | \$12,017 | \$15,383 | \$11,484 | \$142,808 |
| 2014 | \$9,352  | \$21,018 | \$10,164 | \$9,997  | \$13,758 | \$10,854 | \$9,433  | \$14,642 | \$11,136  | \$12,417 | \$14,043 | \$10,961 | \$147,776 |
| 2013 | \$8,851  | \$13,244 | \$9,099  | \$8,872  | \$10,834 | \$10,316 | \$11,142 | \$12,682 | \$10,025  | \$10,788 | \$12,277 | \$10,455 | \$128,585 |
| 2012 | \$6,914  | \$11,127 | \$8,110  | \$8,068  | \$11,944 | \$7,171  | \$9,616  | \$10,589 | \$9,112   | \$8,743  | \$10,575 | \$8,887  | \$110,854 |



Blue Ridge Fire Department  
August 2021 Run Report

|                         |           |              |
|-------------------------|-----------|--------------|
| Total Runs              | 38        |              |
| <b>Total City Runs</b>  | <b>16</b> | <b>(42%)</b> |
| Total County Runs       | 20        | (53%)        |
| Total Mutual Aid Given  | 2         | (5%)         |
| Total county/Mutual aid | 22        | (58%)        |

Calls by Response

Inside City limits

|                 |    |
|-----------------|----|
| EMS**           | 12 |
| Electrical Fire | 1  |
| Fire Alarm      | 1  |
| Trash Fire      | 1  |
| MVC             | 1  |

County (outside city limits)

|                |   |
|----------------|---|
| EMS**          | 8 |
| Special Event  | 1 |
| Grass Fire     | 3 |
| Structure Fire | 1 |
| MVC            | 4 |
| Down Tree      | 1 |
| Vehicle Fire   | 1 |
| Brush Fire     | 2 |
| Fire Alarm     | 1 |

\*\*EMS calls accounted for 53% in August 2021.

**Mutual Aid Calls**

|                                                                                                                 |   |                                                                                      |
|-----------------------------------------------------------------------------------------------------------------|---|--------------------------------------------------------------------------------------|
| Mutual Aid Given:                                                                                               | 2 |                                                                                      |
| <ul style="list-style-type: none"> <li>● Westminster FD</li> <li>● Trenton FD</li> </ul>                        |   | <ul style="list-style-type: none"> <li>Brush Fire</li> <li>Structure Fire</li> </ul> |
| Mutual Aid Received from:                                                                                       | 2 |                                                                                      |
| <ul style="list-style-type: none"> <li>● Westminster, Farmersville, Celeste FD</li> <li>● Melissa FD</li> </ul> |   | <ul style="list-style-type: none"> <li>Grass Fire</li> <li>EMS</li> </ul>            |

## Response Times

|                                                               |                                                   |
|---------------------------------------------------------------|---------------------------------------------------|
| Average Response Time in City<br>(From Dispatch to arrival)   | 11.44 Min (Includes Hwy 121/160 and staging)      |
| Average Response Time in County<br>(From Dispatch to arrival) | 15.14 Min (Includes mutual aid calls and staging) |
| Average Chute Time All Calls<br>(From Dispatch to Enroute)    | 8.32 Min                                          |
| Average Call Lasting<br>(From Dispatch to Clear)              | 46 Min                                            |
| Average Number of Firefighters on Scene                       | 3                                                 |